



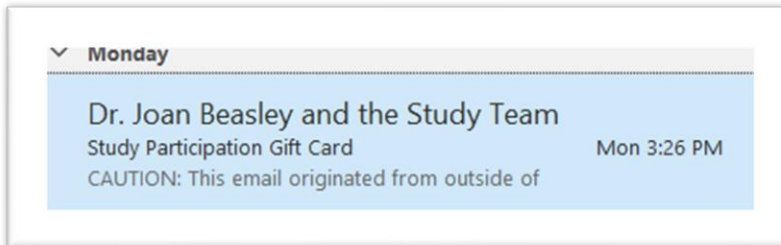
EVALUATION OF TELEHEALTH SERVICES ON MENTAL HEALTH OUTCOMES

for People with Intellectual and Developmental Disabilities

How To Get Your Study Gift Cards

Look for the red arrow on each page – it shows you where to click!

Step #1 – Open the email from “Dr. Joan Beasley and the Study Team.” If you don’t see the email in your inbox, check your spam folder.




This is a picture of what the email will look like in your inbox or spam folder.

Step #2 – Click the “Redemption Link” at the bottom of the email.




Step #3 – Click the store you would like to get a gift card for. You can look up stores by typing into the search bar at the top of the website.




Step #4 – Type the amount of money you want on your gift card in the text box. Click “Checkout” when you are done.

REWARD
LINK


Balance: 0.10 USD
Does Not Expire

 Redemption History

 Cart

Select Below

Amazon.com



Use your [Amazon.com](#) Gift Card* towards Books, Electronics, Music, and more. The [Amazon.com](#) web site is the place to find and discover almost any thing you want to buy online at a great price.
Restrictions apply, see [amazon.com/gc/faq](#)

Select Amount

USD

(From 0.01 USD to 2,000.00 USD)

Checkout

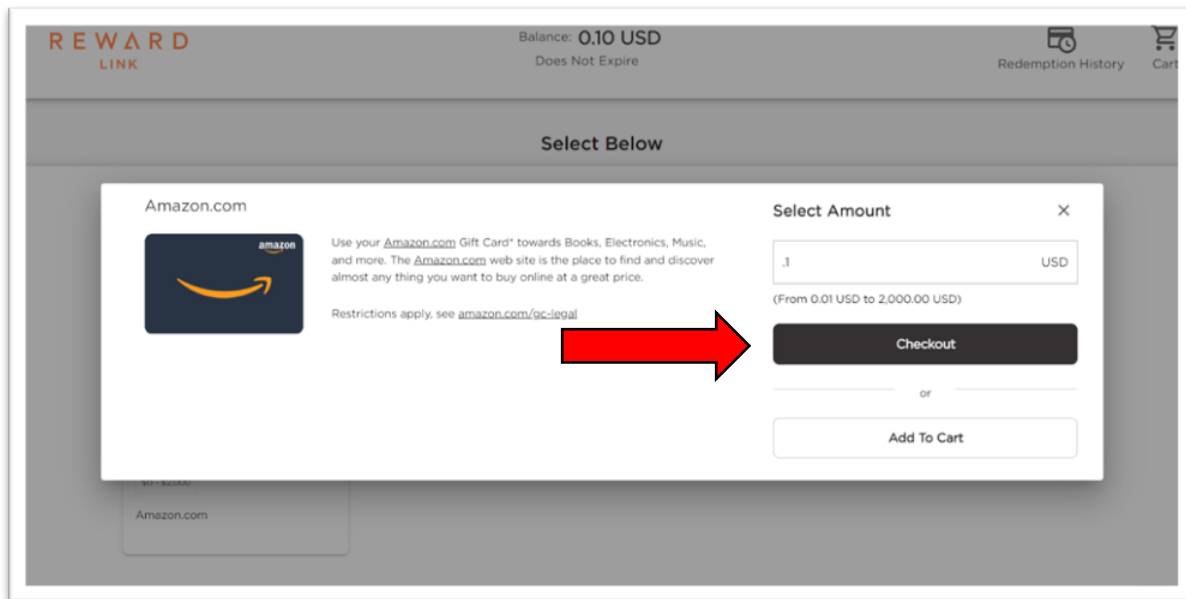
or

Add To Cart

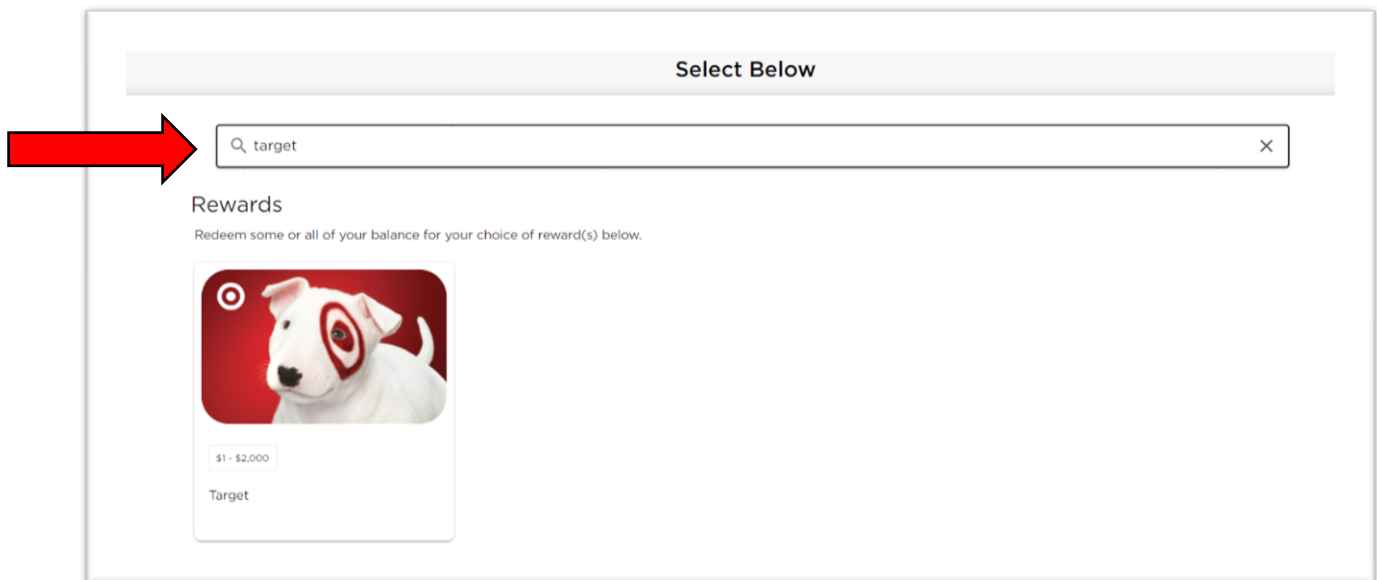
Buying multiple gift cards:

You can split your \$50 to get gift cards at multiple stores. For example, you can get a \$25 gift card for Amazon and a \$25 gift card for Target.

To get multiple gift cards, click “Add To Cart” for your first gift card. Then, repeat steps #3 and #4 with the next gift card of your choice!




Search for your second card:



Choose the amount you'd like:

Select Below

Target



Target GiftCards are the rewarding choice, letting you shop for thousands of items at more than 1,800 Target stores in [Target.com](#). From toys and electronics to clothing and housewares, it's exactly what you're looking for at Target.

Target and the Bullseye Design are registered trademarks of Target Brands, Inc. Terms and conditions are applied to gift cards. Target is not a participating partner in or sponsor of this offer.

Select Amount

USD

(From 1.00 USD to 2,000.00 USD)

Please enter a valid amount.

Checkout

or

Add To Cart

Target

Click Checkout:

REWARD LINK


Balance: 0.10 USD
Does Not Expire

Redemption History

Cart

Select Below

Amazon.com



Use your [Amazon.com](#) Gift Card* towards Books, Electronics, Music, and more. The [Amazon.com](#) web site is the place to find and discover almost any thing you want to buy online at a great price.

Restrictions apply, see [amazon.com/gc-legal](#)

Select Amount

USD

(From 0.01 USD to 2,000.00 USD)

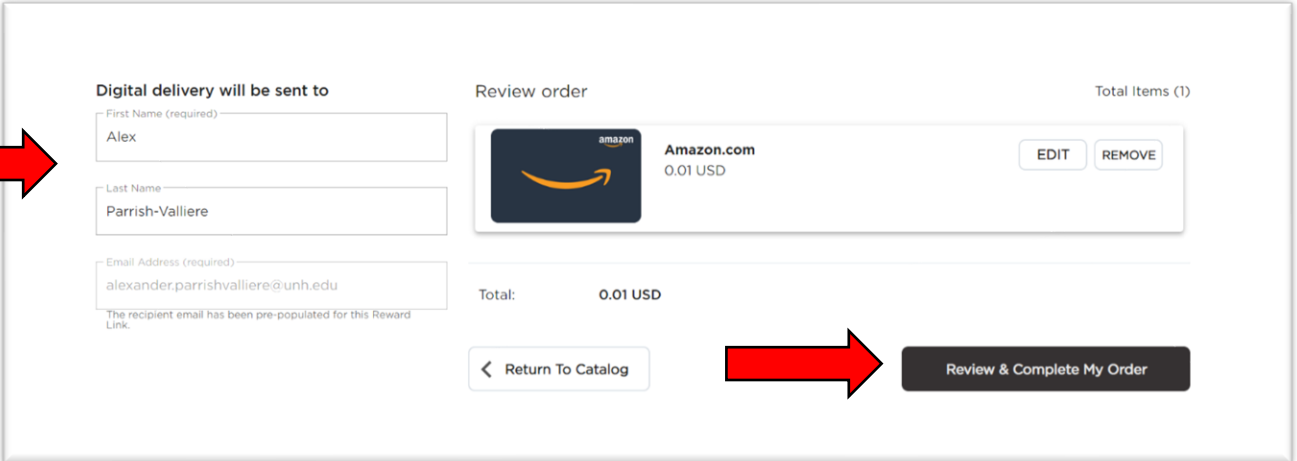
Checkout

or

Add To Cart

Amazon.com

Step #5: Confirm your first and last name. Then, click “Review & Complete My Order.”



The screenshot displays the Amazon Rewards Card verification interface. On the left, under the heading "Digital delivery will be sent to", there are three input fields: "First Name (required)" with the value "Alex", "Last Name" with the value "Parrish-Valliere", and "Email Address (required)" with the value "alexander.parrishvalliere@unh.edu". A red arrow points to the first name field. Below the email field, a small note states: "The recipient email has been pre-populated for this Reward Link." On the right, the "Review order" section shows a single item: an Amazon.com gift card valued at 0.01 USD, represented by the Amazon logo. To the right of the item are "EDIT" and "REMOVE" buttons. Below the item list, the "Total:" is shown as "0.01 USD". At the bottom, there are two buttons: "Return To Catalog" on the left and "Review & Complete My Order" on the right. A red arrow points to the "Review & Complete My Order" button. The top right corner of the review order section indicates "Total Items (1)".

Digital delivery will be sent to


First Name (required)
Alex

Last Name
Parrish-Valliere

Email Address (required)
alexander.parrishvalliere@unh.edu

The recipient email has been pre-populated for this Reward Link.

Review order Total Items (1)

 **Amazon.com**
0.01 USD

EDIT REMOVE

Total: 0.01 USD

[Return To Catalog](#) [Review & Complete My Order](#)

Step #6 – Review your order to make sure it is correct.

1. Check that your email address is correct.
2. Check the “Item Summary.” Make sure your gift card is for the right store and has the right amount of money on it!
3. Click the checkbox.
4. Click “Complete My Order” if everything is correct.

The screenshot shows the 'Select Below' review page with the following elements and annotations:


- Header:** 'Select Below' and 'Review and complete your order'.
- Confirm Email Address:** Displays 'alexander.parrishvalliere@unh.edu'. A red box labeled '#1' is next to the email, with a red arrow pointing up to it.
- Item Summary:** Shows an Amazon.com gift card for 0.01 USD. A red box labeled '#2' is next to the item, with a red arrow pointing to it.
- Total:** Displays 'Total: 0.01 USD'.
- Terms of Service:** A checkbox is checked, with the text 'I understand that my order is non-returnable and is subject to the [Terms of Service](#) and [Privacy Notice](#)'. A red box labeled '#3' is next to the checkbox, with a red arrow pointing to it.
- Buttons:** 'Return To Catalog' and 'Complete My Order'.
- Final Step:** A red box labeled '#4' is next to the 'Complete My Order' button, with a red arrow pointing to it.

Step #7 - Open the email from “Dr. Joan Beasley and the Study Team”. If you don’t see the email in your inbox after 1 hour, please check your spam folder.

Copy the security code then click the link under “Redemption URL”

Hello Alex Parrish-Valliere,

Thank you for participating in our study! Please contact Tango Card customer support with any issues redeeming your card.



\$0.50

Unlocking Instructions

❶ Copy the security code **Z7R9-MWGN** #1

❷ Click on the redemption URL and paste the security code to unlock the reward.


Redemption URL

https://codes.rewardcodes.com/r2/1/rKdo_XDmP5YBCXGEnv254g #2

Step #8 - Paste the Security Code into the textbox. Then, click “Unlock Your Reward.”

Your reward is here!

Amazon.com Gift Card



\$0.10

Unlock your reward

Enter the security code to unlock and reveal your reward.

Security Code

8TK6-VKL5

UNLOCK YOUR REWARD

#1

#2

Terms and Conditions

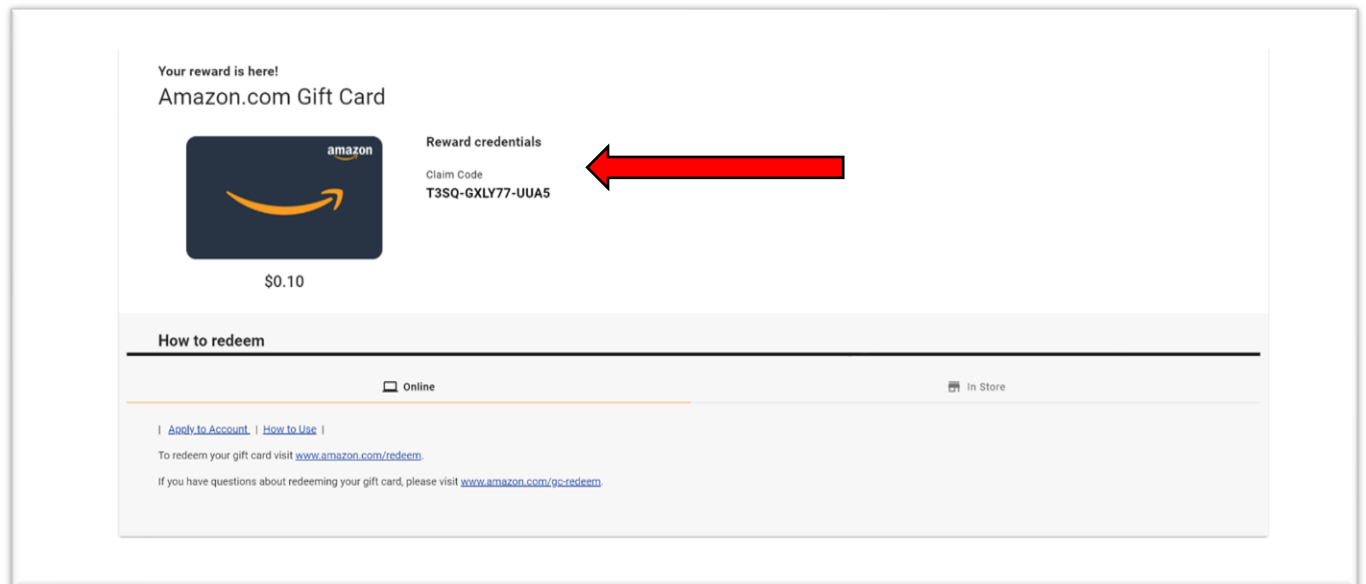
Restrictions apply, see [amazon.com/gc-legal](https://www.amazon.com/gc-legal)

Disclaimer

Restrictions apply, see [amazon.com/gc-legal](https://www.amazon.com/gc-legal)

Step #9 - Copy your claim code and follow the instructions for using a gift card at the store you chose.

If you have any questions, please contact TangoCard Customer Support by going to their website (<https://help.tangocard.com/s/>). You can live chat with someone from the TangoCard Help Desk.



Step #10 - Spend your gift card!

Gift Card Frequently Asked Questions (FAQ)

Can I choose more than one type of gift card?

Yes! You can use your \$50 to get different types of gift cards. For example, you can split your \$50 to get one \$25 gift card for Starbucks and one \$25 gift card for Target.

Do my gift cards expire?

No, they do not expire.

Are there any activation fees?

There are no fees for activating or using your gift card.

What do I do if I lost my gift card redemption code?

Contact TangoCard Customer Support by going to their website (<https://help.tangocard.com/s/>). You can live chat with someone from the TangoCard Help Desk.

Do I use the same redemption code and link each time I get a gift card?

You will get an email with a new redemption code and link each time you get a gift card.

What happens if I lose my gift card calendar?

Contact the study team by phone (866-807-0987) or by email (Start.TelehealthStudy@unh.edu). They will send you a new one.

What do I do if I lost the email with my gift card information?

Contact the study team by phone (866-807-0987) or by email (Start.TelehealthStudy@unh.edu). They will send the email again.